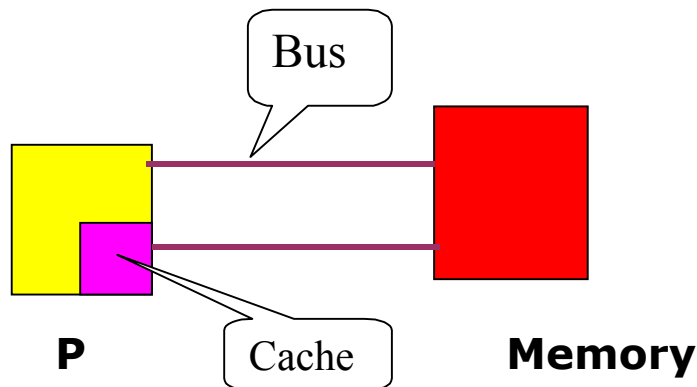


Cache Memory



Cache is a small high-speed memory. Stores data from some **frequently used addresses** (of main memory).

Cache hit Data **found** in cache. Results in data transfer at maximum speed.

Cache miss Data **not found** in cache. Processor loads data from M and copies into cache. This results in extra delay, called **miss penalty**.

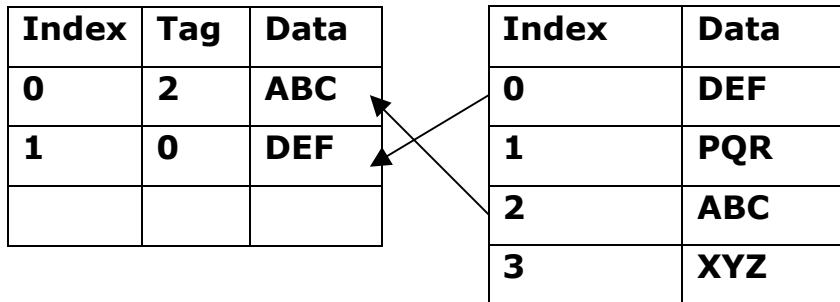
Hit ratio = percentage of memory accesses satisfied by the cache.

Miss ratio = 1-hit ratio

Cache Line

Cache is partitioned into **lines** (also called blocks). Each line has **4-64** bytes in it. During data transfer, **a whole line** is read or written.

Each line has a **tag** that indicates the address in M from which the line has been copied.



Cache

Main Memory

Cache hit is detected through **an associative search** of all the tags. Associative search provides a **fast response** to the query:

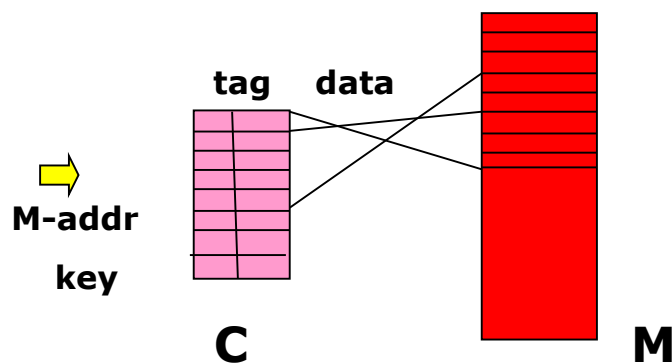
"Does this key match with any of the tags?"

Data is read only if a match is found.

Types of Cache

1. Fully Associative
2. Direct Mapped
- 3. Set Associative**

Fully Associative Cache



“No restriction on mapping from M to C.”

Associative search of tags is expensive.

Feasible for very small size caches only.

The secret of success

Program locality.

Cache line replacement

To fetch a new line after a miss, **an existing line must be replaced**. Two common policies for identifying the victim block are

- **LRU** (Least Recently Used)
- Random

Estimating Average Memory Access Time

***Average memory access time =
Hit time + Miss rate x Miss penalty***

Assume that

Hit time = 5 ns

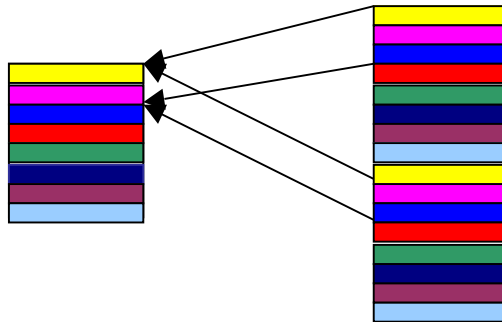
Miss rate = 10%

Miss penalty = 100 ns.

The average memory access time = 15 ns.

Better performance at a cheaper price.

Direct-Mapped Cache



A given memory block can be mapped into one and only cache line. Here is an example of mapping

Cache line	Main memory block
0	0, 8, 16, 24, ... $8n$
1	1, 9, 17, 25, ... $8n+1$
2	2, 10, 18, 26, ... $8n+2$
3	3, 11, 19, 27, ... $8n+3$

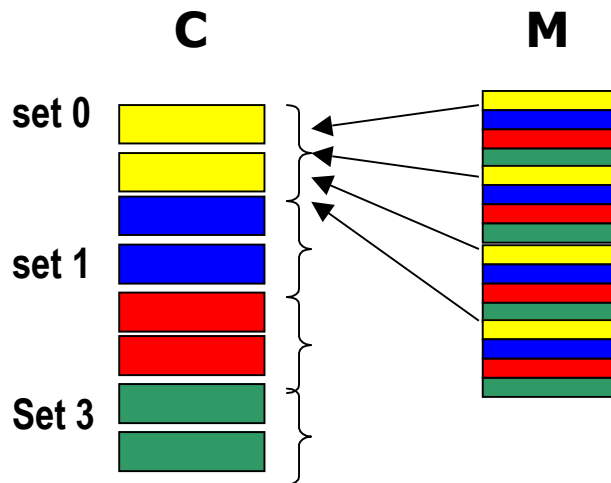
Advantage

No need of expensive associative search!

Disadvantage

Miss rate may go up due to possible increase of mapping conflicts.

Set-Associative Cache



Two-way Set-associative cache

N-way set-associative cache

Each M-block can now be mapped into any one of a set of **N** C-blocks. The sets are predefined. Let there be **K** blocks in the cache. Then

N = 1 Direct-mapped cache

N = K Fully associative cache

Most commercial cache have $N = 2, 4, \text{ or } 8$.

Cheaper than a fully associative cache.

Lower miss ratio than a direct mapped cache.

But direct-mapped cache is the fastest.

Specification of a cache memory

Block size	4-64 byte
Hit time	1-2 cycle
Miss penalty	8-32 cycles
Access	6-10 cycles
Transfer	2-22 cycles
Miss rate	1-20%
Cache size	
L1	8KB-64KB
L2	128KB-2 MB
Cache speed	
L1	0.5 ns (8 GB/sec)
L2*	0.75 ns (6 GB/sec)
	on-chip cache

What happens to the cache during a write operation?